





Agilent 33120A

Function/Arbitrary Waveform Generator

Data Sheet



- 15 MHz sine and square wave outputs
- Sine, triangle, square, ramp, noise and more
- 12-bit, 40MSa/s, 16,000-point deep arbitrary waveforms
- Direct digital synthesis for excellent stability



Uncompromising performance for standard waveforms

The Agilent Technologies 33120A Function/Arbitrary Waveform Generator uses direct digital-synthesis techniques to create a stable, accurate output signal for clean, low-distortion sine waves. It also gives you fast rise- and fall-time square wave, and linear ramp waveforms down to 100 μ Hz.

Custom waveform generation

Use the 33120A to generate complex custom waveforms such as a heart-beat or the output of a mechanical transducer. With 12-bit resolution, and a sampling rate of 40 MSa/s, the 33120A gives you the flexibility to create any waveform you need. It also lets you store up to four 16,000-deep waveforms in nonvolatile memory.

Easy-to-use functionality

Front-panel operation of the 33120A is straightforward and intuitive.

You can access any of ten major functions with a single key press or two, then use a simple knob to adjust frequency, amplitude and offset. To save time, you can enter voltage values directly in Vp-p, Vrms or dBm.

Internal AM, FM, FSK and burst modulation make it easy to modulate waveforms without the need for a separate modulation source.

Linear and log sweeps are also built in, with sweep rates selectable from 1 ms to 500 s. GPIB and RS-232 interfaces are both standard, plus you get full programmability using SCPI commands.

Optional phase-lock capability

The Option 001 phase lock/TCXO timebase gives you the ability to generate synchronized phase-offset signals. An external clock input/output lets you synchronize with up to three other 33120As or with an external 10-MHz clock.

Option 001 also gives you a TCXO timebase for increased frequency stability. With accuracy of 4 ppm/yr, the TCXO timebase make a 33120A ideal for frequency calibrations and other demanding applications.

With Option 001, new commands let you perform phase changes on the fly, via the front panel or from a computer, allowing precise phase calibration and adjustment.

Link the Agilent 33120A to your PC

The included Agilent IntuiLink software allows you to easily create, edit, and download complex waveforms using the IntuiLink Arbitrary Waveform Editor. Or you can capture a waveform using IntuiLink Oscilloscope or DMM and send it to the 33120A for output. For programmers, ActiveX components can be used to control the instrument using SCPI commands. IntuiLink provides the tools to easily create, download, and manage waveforms for your 33120A. To find out more about IntuiLink, visit www.agilent.com/find/intuilink.

The 33120A can also be used in conjunction with the 34811A BenchLink Arb software. This Windows®-based program lets you create and edit waveforms on your PC and download them to the 33120A.



Waveforms

Standard	Sine, square, triangle, ramp, noise, sin(x)/x, exponential rise exponential fall, cardiac, dc volts.
-----------------	--

Arbitrary	
Waveform length	8 to 16,000 points
Amplitude resolution	12 bits (including sign)
Sample rate	40 MSa/s
Non-volatile memory	Four (4) 16,000 waveforms

Frequency Characteristics

Sine	100 μ Hz - 15 MHz
Square	100 μ Hz - 15 MHz
Triangle	100 μ Hz - 100 kHz
Ramp	100 μ Hz - 100 kHz
White noise	10 MHz bandwidth
Resolution	10 μ Hz or 10 digits
Accuracy	10 ppm in 90 days, 20 ppm in 1 year, 18°C - 28°C
Temp. Coeff	< 2 ppm/°C
Aging	< 10 ppm/yr

Sinewave Spectral Purity

Harmonic distortion	
dc to 20 kHz	-70 dBc
20 kHz to 100 kHz	-60 dBc
100 kHz to 1 MHz	-45 dBc
1 MHz to 15 MHz	-35 dBc

Spurious (non-harmonic)	
DC to 1 MHz	< -65 dBc
1 MHz to 15 MHz	< -65 dBc + 6 dB/octave

Total harmonic distortion	
DC to 20 kHz	<0.04%

Phase noise	<55 dBc in a 30 kHz band
--------------------	--------------------------

Signal Characteristics

Squarewave	
Rise/Fall time	< 20 ns
Overshoot	4%
Asymmetry	1% + 5ns
Duty cycle	20% to 80% (to 5 MHz) 40% to 60% (to 15 MHz)

Triangle, Ramp, Arb	
Rise/Fall time	40 ns (typical)
Linearity	<0.1% of peak output
Setting Time	<250 ns to 0.5% of final value
Jitter	<25ns

Output Characteristics

Amplitude (into 50 Ω)	50 mVpp - 10 Vpp ^[1]
Accuracy (at 1 kHz)	\pm 1% of specified output
Flatness (<i>sinewave relative to 1 kHz</i>)	

< 100 kHz	\pm 1% (0.1 dB)
100 kHz to 1 MHz	\pm 1.5% (0.15 dB)
1 Mz to 15 MHz	\pm 2% (0.2 dB) Ampl \geq 3Vrms \pm 3.5% (0.3 dB) Ampl < 3Vrms

Output Impedance	50 Ω (fixed)
Offset (into 50 Ω) ^[2]	+ 5 Vpk ac + dc
Accuracy	\pm 2% of setting + 2 mV

Resolution	3 digits, amplitude and offset
Units	Vpp, Vrms, dBm
Isolation	42 Vpk maximum to earth
Protection	Short circuit protected \pm 15 Vpk overdrive < 1 minute

Modulation

AM	
Carrier -3dB Freq.	10 MHz (typical)
Modulation	any internal waveform including Arb
Frequency	10 MHz - 20 kHz
Depth	0% - 120%
Source	Internal/External

FM	
Modulation	any internal waveform including Arb
Frequency	10 MHz - 10 kHz
Deviation	10 MHz - 15 MHz
Source	Internal only

FSK	
Internal rate	10 MHz - 50 kHz
Frequency Range	10 MHz - 15 MHz
Source	Internal/External (1 MHz max.)

Burst	
Carrier Freq.	5 MHz max.
Count	1 to 50,000 cycles or infinite
Start Phase	-360° to +360°
Internal Rate	10 MHz - 50 kHz \pm 1%
Gate Source	Internal/External Gate
Trigger	Single, External or Internal Rate

Sweep

Type	Linear or Logarithmic
Direction	Up or Down
Start F/Stop F	10 MHz - 15 MHz
Speed	1 ms to 500 s \pm 0.1%
Trigger	Single, External, or Internal

Rear Panel Inputs

Ext. AM Modulation	\pm 5 Vpk = 100% modulation 5k Ω input resistance
External Trigger/ FSK/Burst Gate	TTL low true

System Characteristics^[3]

Configuration Times^[4]

Function Change: ^[5]	80 ms
Frequency Change: ^[5]	30 ms
Amplitude Change:	30 ms
Offset Change:	10 ms
Select User Arb:	100 ms
Modulation Parameter Change:	<350 ms

Arb Download Times over GPIB

Arb Length	Binary	ASCII Integer	ASCII Real ^[6]
16,000 points	8 sec	81 sec	100 sec
8,192 points	4 sec	42 sec	51 sec
4,096 points	2.5 sec	21 sec	26 sec
2,048 points	1.5 sec	11 sec	13 sec

Arb Download Times over RS-232 at 9600 Baud:^[7]

Arb Length	Binary	ASCII Integer	ASCII Real ^[8]
16,000 points	35 sec	101 sec	134 sec
8,192 points	18 sec	52 sec	69 sec
4,096 points	10 sec	27 sec	35 sec
2,048 points	6 sec	14 sec	18 sec

[1] 100 mVpp - 20 Vpp into open circuit

[2] Offset \leq 2x pk - pk amplitude

[3] Times are typical. May vary based on controller performance

[4] Time to change parameter and output the new signal.

[5] Modulation or sweep off

[6] Times for 5-digit and 12-digit numbers

[7] For 4800 baud, multiply the download times by two; For 2400 baud, multiply the download times by four, etc.

[8] Time for 5-digit numbers; for 12-digit numbers, multiply the 5-digit numbers by two

Option 001 Phaselock/TCXO Timebase

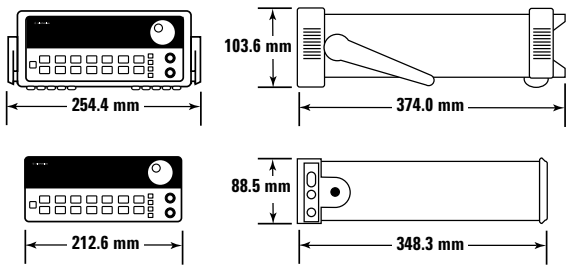
Timebase Accuracy	
Setability	< 0.01 ppm
Stability	± 1 ppm 0° - 50°
Aging	< 2ppm in first 30 days (continuous operation) 0.1 ppm/month (after first 30 days)
External Reference Input	
Lock Range	10 MHz ± 50 Hz
Level	-10 dBm to + 15 dBm +25 dBm or 10 Vpp max input
Impedance	50Ω ± 2%, 42 Vpk isolation to earth
Lock Time	< 2 seconds
Internal Reference Output	
Frequency	10 MHz
Level	> 1 Vpp into 50 Ω
Phase Offset	
Range	+ 360° to - 360°
Resolution	0.001°
Accuracy	25 ns
Trigger Output	
Level	5V zero-going pulse
Pulse Width	> 2µs typical
Fanout	Capable of driving up to three 33120As

Ordering Information

Agilent 33120A Function/Arb Generator
Opt. 001 Phase Lock/TCXO Timebase Option

General

Power Supply	110V/120V/220V/240V ± 10%
Power Line Frequency	45 Hz to 66 Hz and 360 Hz to 440 Hz
Power Consumption	50VA peak (28 W average)
Operating Environment	0°C to 55°C
Storage Environment	-40°C to 70°C
State Storage Memory	Power Off state automatically saved, 3 User Configurable Stored States
Interface	IEEE-488 and RS-232 standard
Language	SCPI - 1993, IEEE-488.2
Dimensions (W x H x D)	
Bench top	254.4mm x 103.6mm x 374mm
Rack mount	212.6mm x 88.5mm x 348.3mm
Weight	4 kg (8.8 lbs)
Safety Designed to	UL-1244, CSA 1010, EN61010
EMC Tested to	MIL-461C, EN55011, EN50082-1
Vibration and Shock	MIL-T-28800, Type III, Class 5
Acoustic Noise	30 dBa
Warm-up Time	1 hour
Warranty	1 year



Ordering Information

33120A Function/Arbitrary Waveform Generator

Accessories included

Operating manual, service manual, quick reference guide, IntuiLink connectivity software, test data, and power cord

Options

- Opt. 001** Phase lock/TCXO timebase
- Opt. 106** BenchLink Arb software (34811A)
- Opt. 1CM** Rack Mount Kit (34190A)*
- Opt. 910** Extra manual set

Manual language options (please specify one)

ABA US English
ABD German
ABE Spanish
ABF French
ABJ Japanese
ABZ Italian
ABO Taiwan Chinese
AB1 Korean

Accessories

- Agilent 34161A** Accessory pouch
- Agilent 34811A** BenchLink Arb software

*For racking two side-by-side, order both items below
Lock-link Kit (P/N 5061-9694)
Flange Kit (P/N 5063-9212)

Agilent Technologies' Test and Measurement Support, Services, and Assistance

Agilent Technologies aims to maximize the value you receive, while minimizing your risk and problems. We strive to ensure that you get the test and measurement capabilities you paid for and obtain the support you need. Our extensive support resources and services can help you choose the right Agilent products for your applications and apply them successfully. Every instrument and system we sell has a global warranty. Support is available for at least five years beyond the production life of the product. Two concepts underlie Agilent's overall support policy: "Our Promise" and "Your Advantage."

Our Promise

Our Promise means your Agilent test and measurement equipment will meet its advertised performance and functionality. When you are choosing new equipment, we will help you with product information, including realistic performance specifications and practical recommendations from experienced test engineers. When you use Agilent equipment, we can verify that it works properly, help with product operation, and provide basic measurement assistance for the use of specified capabilities, at no extra cost upon request. Many self-help tools are available.

Your Advantage

Your Advantage means that Agilent offers a wide range of additional expert test and measurement services, which you can purchase according to your unique technical and business needs. Solve problems efficiently and gain a competitive edge by contracting with us for calibration, extra-cost upgrades, out-of-warranty repairs, and on-site education and training, as well as design, system integration, project management, and other professional engineering services. Experienced Agilent engineers and technicians worldwide can help you maximize your productivity, optimize the return on investment of your Agilent instruments and systems, and obtain dependable measurement accuracy for the life of those products.



Agilent Email Updates

www.agilent.com/find/emailupdates

Get the latest information on the products and applications you select.

By internet, phone, or fax, get assistance with all your test & measurement needs

Phone or Fax

United States:

(tel) 800 829 4444

Canada:

(tel) 877 894 4414
(fax) 905 282 6495

China:

(tel) 800 810 0189
(fax) 800 820 2816

Europe:

(tel) (31 20) 547 2323
(fax) (31 20) 547 2390

Japan:

(tel) (81) 426 56 7832
(fax) (81) 426 56 7840

Korea:

(tel) (82 2) 2004 5004
(fax) (82 2) 2004 5115

Latin America:

(tel) (305) 269 7500
(fax) (305) 269 7599

Taiwan:

(tel) 0800 047 866
(fax) 0800 286 331

Other Asia Pacific Countries:

(tel) (65) 6375 8100
(fax) (65) 6836 0252
Email: tm_asia@agilent.com

Online Assistance:

www.agilent.com/find/assist

Product specifications and descriptions in this document subject to change without notice.

Windows® is a U.S. registered trademark of Microsoft Corporation.

© Agilent Technologies, Inc. 2001, 2004
Printed in USA, May 1, 2004
5968-0125EN



Agilent Technologies