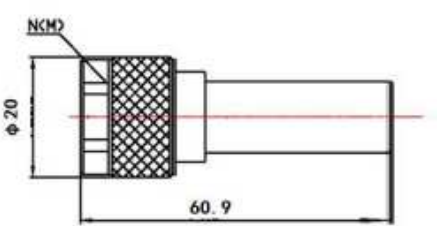




Version Number:

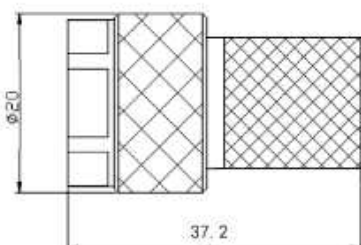
CK106A High-performance Network Analysis Calibration Kit

Type-N Calibration Kit characterizes the systematic errors in the measurement system by measuring known devices (standards) on the system over the certain frequency range as to improve the measure precision. Calibration kit contains a Type-N fixed termination and one piece of Type-N open/short circuit. The kit is specified from DC to 6.5 GHz, with stable electricity performance.

CONNECTOR DATA SHEET	RIGOL-CK106A
N MALE LOAD	CK106A-LOAD
 <p>Dimensions Tolerance $\pm 5\%$</p>	
Electrical Specifications	
Impedance	50 Ohms
Frequency Range	DC to 6.5GHz
Insertion Loss (dB)	N/A
Return loss/VSWR	1.1
Materials Information	
Connectors	Brass Nickel Plated
Male Pin	Brass Gold Plated
Female Pin	Beryllium Copper Gold Plated
Housing	Aluminum

Environmental Data	
Weight	35g
Dimensions	Ø21.8×44.5mm
2002/95/EC(RoHS)	Compliant

OPEN DATASHEET	RIGOL-CK106A
N MALE OPEN	CK106A-OPEN

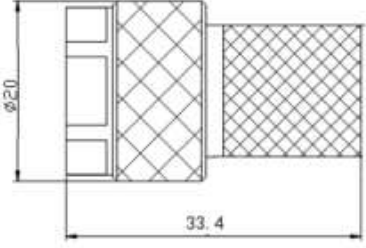


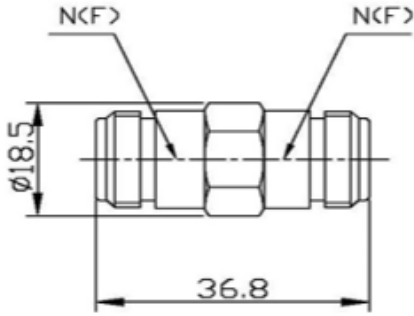
* Dimensions Tolerance $\pm 5\%$

Electrical Specifications	
Impedance	50 Ohms
Frequency Range	DC to 6.5 GHz
Minimum Reflection Coefficient	0.98

Materials Information	
Connectors	Brass Nickel Plated
Male Pin	Brass Gold Plated
Female Pin	Beryllium Copper Gold Plated
Housing	Brass Nickel Plated

Environmental Data	
Weight	50g
Dimensions	Ø22×37mm
2002/95/EC(RoHS)	Compliant

SHORT DATASHEET	RIGOL-CK106A
N MALE SHORT	CK106A-SHORT
	
* Dimensions Tolerance $\pm 5\%$	
Electrical Specifications	
Impedance	50 Ohms
Frequency Range	DC to 6.5 GHz
Minimum Reflection Coefficient	0.98
Materials Information	
Connectors	Brass Nickel Plated
Male Pin	Brass Gold Plated
Female Pin	Beryllium Copper Gold Plated
Housing	Brass Nickel Plated
Environmental Data	
Weight	50g
Dimensions	$\varnothing 22 \times 37$ mm
2002/95/EC(RoHS)	Compliant

ADAPTOR DATASHEET	RIGOL-CK106A
N(FEMALE)-N(FEMALE)	CK106A-THRU
 <p>* Dimensions Tolerance $\pm 5\%$</p>	
Electrical Specifications	
Impedance	50 Ohms
Frequency Range	DC to 6.5 GHz
Insertion Loss (dB)	0.3
VSWR/Return Loss	1.2
Materials Information	
Connectors	Brass Nickel Plated
Male Pin	Brass Gold Plated
Female Pin	Beryllium Copper Gold Plated
Environmental Data	
Weight	35g
Dimensions	Ø18.5×36.8
Temperature Range	-55°C to +125°C
2002/95/EC(RoHS)	Compliant