



METAF

Electronic Solutions – since 1993

Keysight Technologies

E3640A – E3649A

Programmable DC Power Supplies

Data Sheet



Reliable Power, Repeatable Results

- Single and dual outputs
- Dual range output
- 30 W to 100 W output power
- Front and rear output terminals
- Over-voltage protection
- Remote Sensing
- GPIB and RS-232 standard
- Save and recall functions



Great Performance, Outstanding Price

With the output power of 30 to 100 W, the Keysight Technologies, Inc. E364xA Series programmable DC power supplies provide great performance at a great price. All ten models deliver clean power, excellent regulation, fast transient response and built-in GPIB and RS-232 interfaces. They are designed to meet the needs of R&D design verification, production testing, QA verifications, and other demanding applications with Keysight Technologies's quality and reliability.

Steady Output

With 0.01 percent load and line regulation, Keysight E364xA power supplies are able to maintain a steady output when power line and load changes occur. They also specify normal mode voltage noise and low common mode current noise. The low normal mode noise specification assures clean power for precision circuitry applications, and the low common mode current provides isolation from power line current injection. Keysight E364xA power supplies specify less than 90 msec of voltage settling time at any output load condition.

Remote Interface

Keysight E364xA power supplies support any PC with a GPIB (IEEE-488) card or RS-232 interface. Every model ships standard with both GPIB and RS-232. The easy-to-use SCPI (Standard Commands for Programmable Instruments) allow fast and simple programming procedures. Besides, the user manual provides sufficient information on programming for all end users, from beginners to veterans.

Broad Support

VXI plug and play software drivers are available for Keysight VEE, National Instruments LabView and LabWindows. With these drivers, integration of the E364xA into your system can never be any easier. The drivers are supported under Microsoft Windows 98 and NT.

Front Panel Operation

An easy-to-use rotary knob and self-guiding keypads allow you to set the output at your desired resolution without any effort. Also, both voltage and current levels can be set to a maximum resolution of 10 mV/ 1 mA from the front panel. In addition, you can store and recall for up to five complete power supply setups using the internal non-volatile memory.

The output on/off button sets the output to zero. If you own a dual output model, you can view two voltages or currents that are displayed simultaneously.

Versatile Power

Keysight E364xA power supplies give you the flexibility to select from dual output ranges. Output load is protected against overvoltage, which can be easily monitored and adjusted from the front panel and remote interface. Remote sensing is available in the rear terminal to eliminate errors caused by voltage drops on the load leads. These power supplies offer new versatile binding posts on the front panel and screw-type terminals on the rear panel. New front panel binding posts allow you to use safety test leads as well as conventional banana clips and stripped wires. An optional rackmount kit is available. The Keysight E364xA Series employs a cooling fan with automatic speed control to reduce the acoustic noise.

Highly visible vacuum fluorescent display

Set the overvoltage protection and enable the overvoltage protection circuit

Rotary knob for quick and analog-like control of voltage and current

Tough handle for easy carriage and unit prop-up

Selectable dual range provides flexibility and convenience

Store and recall up to five different operating statuses in non-volatile storage locations

Electronic calibration from the front panel



Versatile binding posts offer flexibility to use safety test leads, banana plugs or stripped wires

1 year warranty protects your investment

Built-in GPIB and RS-232 interfaces

Cooling fan with automatic speed control for low acoustic noise

Rear output and sensing terminals



Keysight E3640A – E3649A Programmable DC Power Supply Specifications

Model number	E3640A	E3641A	E3642A	E3643A	E3644A	E3645A
Maximum power	30 W		50 W		80 W	
# of outputs	1	1	1	1	1	1
DC output rating (@ 0 °C to 40 °C)	0 to 8 V/3 A or 0 to 20 V/1.5 A	0 to 35 V/0.8 A or 0 to 60 V/0.5 A	0 to 8 V/5 A or to 20 V/2.5 A	0 to 35 V/1.4 A or 0 to 60 V/0.8 A	0 to 8 V/8 A or 0 to 20 V/4 A	0 to 35 V/2.2 A or 0 to 60 V/1.3 A
Net weight	5.3 kg	5.2 kg	6.3 kg	6.2 kg	6.6 kg	6.7 kg
Dimensions (without bumper)	212.6 mm W x 88.5 mm H x 348.3 mm D					

Model number	E3646A	E3647A	E3648A	E3649A
Maximum power	60 W		100 W	
# of outputs	2	2	2	2
DC output rating (@ 0 °C to 40 °C)	Two 0 to 8 V/3 A or 0 to 20 V/1.5 A	Two 0 to 35 V/0.8 A or 0 to 60 V/0.5 A	Two 0 to 8 V/5 A or 0 to 20 V/2.5 A	Two 0 to 35 V/1.4 A or 0 to 60 V/0.8 A
Net weight	8.2 kg	8.0 kg	9.2 kg	9.1 kg
Dimensions (without bumper)	212.8 mm W x 133.0 mm H x 348.3 mm D			

Load and line regulation ± (% of output + offset)	
Voltage	< 0.01% + 3 mV
Current	< 0.01% + 250 µA
Ripple and noise (20 Hz to 20 MHz)	
Normal mode voltage	< 5 mVpp/0.5 mVrms for 8 V/20 V models < 8 mVpp/1 mVrms for 35 V/60 V models
Normal mode current	< 4 mArms
Accuracy ¹ 12 months (@ 25 °C ± 5 °C), ± (% output + offset)	
Programming	
Voltage	< 0.05% + 10 mV (< 0.1% + 25 mV for output 2 of E3646/47/48/49 A)
Current	< 0.2% + 10 mA
Readback (over GPIB and with respect to actual output)	
Voltage	< 0.05% + 5 mV (< 0.1% + 25 mV for output 2 of E3646/47/48/49 A)
Current	< 0.15% + 5 mA (< 0.15% + 10 mA for output 2 of E3646/47/48/49 A)
Meter ² (over front panel with respect to actual output)	
Voltage	< 0.05% + 2 counts (< 0.1% + 4 counts for output 2)
Current	< 0.15% + 5 mA (< 0.15% + 10 mA for output 2)
Transient response	Less than 50 µsec for output to recover to within 15 mV following a change in output current from full load to half load or vice versa.

1. Accuracy specifications are valid after a 1-hour warm-up with no load and calibration at 25 °C.

2. Meter accuracy specification is at minimum 10 mV decimal limited by front panel resolution.

Supplemental Characteristics

Temperature coefficient per °C ± (% output + offset)	
Voltage	< 0.01% + 3 mV (< 0.02% + 5 mV for output 2 of E3646/47/48/49A)
Current	< 0.02% + 3 mA
Stability, constant load & temperature ± (% output + offset), 8 hrs	
Voltage	< 0.02% + 2 mV
Current	< 0.1% + 1 mA
Remote sensing	1 V
Max. voltage drop in each load lead	
AC Input (47 Hz – 63 Hz)	100 Vac ± 10% (Opt 0E9)/115 Vac ± 10% (Std)/230 Vac ± 10% (0E3)
Warranty	One year for E364xA series power supplies Three months for standard shipped accessories
Product regulation	Designed to comply with UL3111-1; certified to CSA 22.2 No. 1010.1; conforms to IEC 1010-1; complies with EMC directive 89/336/EEC (Group 1, Class A)
Common mode current	< 1.5 μ Arms
Resolution	
Program	< 5 mV/1 mA
Readback	< 2 mV/1 mA
Meter	10 mV/1 mA
Settling time ³	< 90 msec
OVP	
Accuracy, ± (% output + offset)	< 0.5% + 0.5 V
Activation time ⁴	< 1.5 msec, OVP \geq 3 V/< 10 msec, OVP < 3 V

- Maximum time required for the output voltage to change from 1% to 99% or vice versa following the receipt of VOLTage or APPLY command via direct GPIB or RS-232 interface.
- Average time for output to start and drop after an OVP condition occurred.

Ordering Information

Keysight E364xA Series Power Supplies
E3640A 30-Watt Single Power Supply
E3641A 30-Watt Single Power Supply
E3642A 50-Watt Single Power Supply
E3643A 50-Watt Single Power Supply
E3644A 80-Watt Single Power Supply
E3645A 80-Watt Single Power Supply
E3646A 60-Watt Dual Power Supply
E3647A 60-Watt Dual Power Supply
E3648A 100-Watt Dual Power Supply
E3649A 100-Watt Dual Power Supply

Standard Shipped Accessories

User's & Service guide, Product Reference CD, AC power cord

Power Options

Opt. 0E3 230 Vac \pm 10%
Opt. 0EM 115 Vac \pm 10%
Opt. 0E9 100 Vac \pm 10%

Other Options

Opt. 1CM Rackmount kit*
– Single Output (P/N 5063-9240)
– Dual Output (P/N 5063-9243)
Opt. 0L2 Extra Manual
Opt. UK6 Commercial calibration with test result data
E3600A-100 Test lead kit

Rackmount Kits*

Keysight E3640A/41A/42A/43A/44A/45A
To rackmount two instruments side-by-side
Lock-link Kit (P/N 5061-9694)
Flange Kit (P/N 5063-9212)
To rackmount one or two instruments in a sliding support shelf
Support Shelf (P/N 5063-9255)
Slide Kit (P/N 1494-0015) required for support shelf
For a single instrument, also order
Filter Panel (P/N 5002-3999)

Keysight E3646A/47A/48A/49A
To rackmount two instruments side-by-side
Lock-link Kit (P/N 5061-9694)
Flange Kit (P/N 5063-9214)
To rackmount two instruments in a sliding support shelf
Support Shelf (P/N 5063-9256)
Slide Kit (P/N 1494-0015)

* Rackmounting with 1CM or lock-link/flange kit requires Keysight or customer support rails
Keysight Support Rails-E3663AC



www.axiestandard.org

AdvancedTCA® Extensions for Instrumentation and Test (AXIe) is an open standard that extends the AdvancedTCA for general purpose and semiconductor test. The business that became Keysight was a founding member of the AXIe consortium. ATCA®, AdvancedTCA®, and the ATCA logo are registered US trademarks of the PCI Industrial Computer Manufacturers Group.



www.lxistandard.org

LAN eXtensions for Instruments puts the power of Ethernet and the Web inside your test systems. The business that became Keysight was a founding member of the LXI consortium.



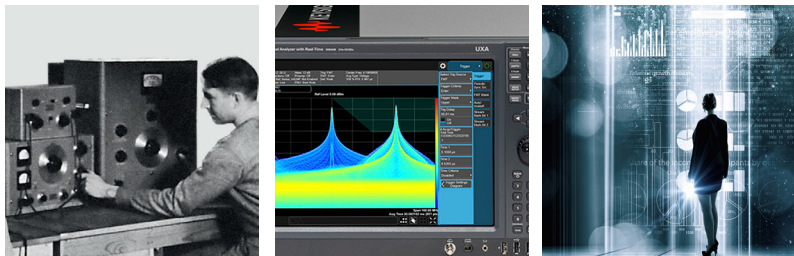
www.pxisa.org

PCI eXtensions for Instrumentation (PXI) modular instrumentation delivers a rugged, PC-based high-performance measurement and automation system.

Evolving Since 1939

Our unique combination of hardware, software, services, and people can help you reach your next breakthrough. We are unlocking the future of technology.

From Hewlett-Packard to Agilent to Keysight.



myKeysight

myKeysight

www.keysight.com/find/mykeysight

A personalized view into the information most relevant to you.

http://www.keysight.com/find/emt_product_registration

Register your products to get up-to-date product information and find warranty information.

KEYSIGHT SERVICES

Accelerate Technology Adoption.
Lower costs.

Keysight Services

www.keysight.com/find/service

Keysight Services can help from acquisition to renewal across your instrument's lifecycle. Our comprehensive service offerings—one-stop calibration, repair, asset management, technology refresh, consulting, training and more—helps you improve product quality and lower costs.

Keysight Assurance Plans

www.keysight.com/find/AssurancePlans

Up to ten years of protection and no budgetary surprises to ensure your instruments are operating to specification, so you can rely on accurate measurements.

Keysight Channel Partners

www.keysight.com/find/channelpartners

Get the best of both worlds: Keysight's measurement expertise and product breadth, combined with channel partner convenience.



For more information on Keysight Technologies' products, applications or services, please contact your local Keysight office. The complete list is available at: www.keysight.com/find/contactus

Americas

Canada	(877) 894 4414
Brazil	55 11 3351 7010
Mexico	001 800 254 2440
United States	(800) 829 4444

Asia Pacific

Australia	1 800 629 485
China	800 810 0189
Hong Kong	800 938 693
India	1 800 11 2626
Japan	0120 (421) 345
Korea	080 769 0800
Malaysia	1 800 888 848
Singapore	1 800 375 8100
Taiwan	0800 047 866
Other AP Countries	(65) 6375 8100

Europe & Middle East

Austria	0800 001122
Belgium	0800 58580
Finland	0800 523252
France	0805 980333
Germany	0800 6270999
Ireland	1800 832700
Israel	1 809 343051
Italy	800 599100
Luxembourg	+32 800 58580
Netherlands	0800 0233200
Russia	8800 5009286
Spain	800 000154
Sweden	0200 882255
Switzerland	0800 805353
	Opt. 1 (DE)
	Opt. 2 (FR)
	Opt. 3 (IT)
United Kingdom	0800 0260637

For other unlisted countries: www.keysight.com/find/contactus (BP-9-7-17)

DEKRA Certified
ISO 9001 Quality Management System

www.keysight.com/go/quality

Keysight Technologies, Inc.
DEKRA Certified ISO 9001:2015
Quality Management System

